

SANCTUARY LAKES RESORT NEWS

March 9, 2021



DOGS OFF LEADS

Did you know that here in Wyndham we have leash laws that require all dogs to be on lead in public places unless in a designated off-lead area, of which there are none in Sanctuary Lakes.

Why put a lead on your dog?

As we mentioned, it is the law!

Even if you have the friendliest dog in the world, not everyone does. A friendly dog running at a nervous or fearful dog will cause long-term side effects for the unsuspecting dog.

Wyndham Council can fine owners for walking their dogs off-lead with an on the spot infringement notice. The infringement is the same amount for people whose dog/s have escaped from their home.

If you are aware of regular dog owners that disregard the rules, or if you ask a local dog owner to leash their dog and they do not, we encourage you to report to council.

Please remember that laws are in place for a reason, so everyone can enjoy walking their dogs in a calm and safe environment without risk of being approached by unknown unleashed dogs. Please be courteous to your fellow pet owners.

So what should you do if an off-lead dog runs towards you? Many people are unsure what to do in these situations and sometimes our actions can make it worse.

Here are some tips on how to deal with this situation:



DOGS OFF LEADS

Don't be shy!

Yell out to the owners of the unleashed dog, ask them to put their dog back on their lead immediately.

You will often be greeted with the owner saying, "It's ok, he is friendly."



This does not give the owner the right to let their dog 'do what they want' when out in public spaces. Even the most social of dogs can be caught off guard at another pooch running towards them.

Carry a distraction.

There is no sure fire way to stop a dog running at you but carrying high value treats could help. Not only will they help your dog focus on you, but often throwing a handful of treats in the face of an approaching dog can stop them in their tracks, so they can then find the treats on the ground. This should give you enough time to walk away with your dog calmly.

Carry a water bottle (the squirty kind). Not only can you stay hydrated, but the use of squirting water in the face of an approaching dog can also startle them enough to stop. It catches them by surprise and may buy enough time for the owner to leash their dog and you to walk away with yours.


What happens if it all goes bad?

Do you break up the fight? Breaking up a dog fight is ALWAYS risky, however in the heat of the moment all we care about is our dog's safety.

The best way to break up a fight is to grab the back legs of each dogs and raise them off the ground (like a wheelbarrow) and walk backwards. If you are the only person present, do this to the dog that is leading the attack, eventually the other dog will try and get away.

We hope you find these tips helpful.

Remember walking your dog should be an enjoyable stress free activity. Please be a responsible dog owner and ensure your dog is always kept on a leash whilst in Sanctuary Lakes, additionally as a pet owner it is your responsibility to ensure that your pets are secured in your yard and not able to escape.





SUSAN MCINTYRE - BOARD RESIGNATION

It is with some sadness that I have resigned from the Board of Sanctuary Lakes Resort Services as at 8th March. I was honoured to have been invited to the Board and been part of it since Oct 2019. I want the very best for our Community, as you would be aware I had the privilege of being elected as a Councillor for our Ward in Wyndham City Council in the recent election. I have now realised that to be a better advocate for our Community I need to step down from my role on the Sanctuary Lakes Board as I want to be the most effective I can be for our Community.

What certainly isn't changing is my commitment to where I live. I will still remain very active in our Community and provide support where I can. Don't hesitate to continue to reach out to me whether formally through email susan.mcintyre@wyndham.vic.gov.au , Facebook <https://www.facebook.com/crsusanmcintyre> or saying Hello as I walk around the lake!




WE WANT TO HEAR FROM YOU

If you have any ideas on how we can better communicate, or have topics you would like to read about in our newsletter please let us know communications@sanctuarylakes.com.au.

If you don't already please like or follow our social pages:

Facebook: @Sanctuary Lakes Resort Services

Instagram: @sanctuarylakes3030



BE A RESPONSIBLE PET OWNER

When you own a dog it is your responsibility to clean up after it.

Dog owners should ensure they always carry a bag suitable for the collection of their dogs droppings, alternatively there are also free doggy bags in a number of locations around Sanctuary Lakes.

Please only take one or two bags as required, we are receiving complaints that some people are taking large quantities or the whole roll, leaving none for other dog owners.



ROAD SAFETY

Road safety is everyone's responsibility and we remind all residents that the speed limit throughout the Resort is 50km/h unless signed otherwise. This covers all parts of Sanctuary Lakes Boulevard, including the dual section.

We are in frequent communication with Wyndham City Council with regards to the road safety at the roundabout at the intersection of Greg Norman Drive and Sanctuary Lakes North Boulevard.


With regard to speeding issues in the Resort this is not an issue we have had much luck with and can only say that there is strength in numbers, the more complaints Wyndham City Council receive about road safety the more likely they are to do something about it.

If residents witness people speeding excessively or driving dangerously (hoon driving), Wyndham City Council advises calling the Police on Triple Zero (000).

Victoria Police also encourage anybody with knowledge of hoon drivers, hoon driving activity, or descriptions of cars (such as registration number, colour, make, or model) involved in hoon driving to contact the Police Assistance Line by calling 131 444 please note this service is for non-urgent crimes and events, to report crime information confidentially please contact Crime Stoppers on 1800 333 000.

Reports can also be made online through the Crime Stoppers website, and people reporting do not need to reveal their identity.

To view the Crime Stoppers website click [here](#).





KEEP YOUR DRIVEWAY SAFE

The Facts:

- Most driveway run overs occur in the driveway of the child's own home, or in a friend or relative's driveway. The driver is usually a parent, relative or family friend.
- In 85% of cases, the driver does not know that a child is close to the vehicle; they think they are being looked after elsewhere.
- Incidents usually involve children under the age of 5, most often, children around 2 years of age.
- All cars have a blind spot – some up to more than 15 metres- which can make it difficult to see a child.
- Any vehicle can be involved in a driveway runover; the most common are 4WDs, utes, trucks and vans.
- Most driveway run overs occur in the morning (between 8am-10am) and late afternoon (between 4pm and 6pm).

Driveway run overs of children are becoming increasingly common. These incidents have a devastating effect on families, particularly when the driver is a family member or friend.

Children are unpredictable. They are naturally inquisitive, as well as being surprisingly quick and mobile. Their small size, together with the large blind spots behind most cars, means that children standing or stepping behind the vehicle often cannot be seen from the driver's seat.

Even if the vehicle is fitted with parking sensors or a reversing camera, children may not be noticed until it is too late to stop. Often, a young child follows an adult outside to say goodbye or to see what they are doing, then moves behind the vehicle and isn't seen until it is too late.

Please review the below safety tips to help keep your driveway safe.

SUPERVISE:

1. Never leave young children alone to play, especially near parked or moving vehicles.
2. If there is only one adult at home and there is a need to move the vehicle, even for a small distance, ensure young children are placed securely in the vehicle while the vehicle is being moved.
3. Any children not in the vehicle should be kept well away and actively supervised by an adult who is holding their hands, to ensure a clear passage for the vehicle to move.

SEPARATE

1. Treat the driveway like a road. Do not let children use the driveway as a play area.
2. Separate children's playspaces from garages and driveways. Some design features that can prevent children accessing the driveway include fitting high handles to garage doors, fences separating the house and garden from the driveway, and self closing doors and gates.

SEE

1. All vehicles have blind spots. Reversing sensors and cameras can assist with reducing blind spots, however, even when these are used, it may still be difficult to notice a small child until it is too late. It is important not to become complacent when these devices are used. There is no adequate replacement for the active supervision of children by an adult.
2. Drivers should get into the habit of walking around their vehicle before getting into it when leaving an area where a young child is present.



**DON'T GO IF YOU
DON'T KNOW**

Supervise + Separate + See



www.kidsafe.com.au





Agapanthus Planting

You will have read in our last few newsletters that we had been removing the mature Agapanthus from a couple of bridge abutments.

Some of our Resort team have been splitting the mature plants and replanting them in garden beds around the resort.

These will add a nice burst of colour to the garden beds the next time they flower.



Easter Colouring Competition

Unfortunately given the current climate we're in at the moment the decision was made by the Board to not host the Easter Event this year.

As well as the many restrictions we would have needed to meet we were unable to book some of our big ticket attendees/stall holders.

However, we are running a colouring competition where EVERY entry wins a prize! As well as the entry prizes a major prize will be available for each of the three age groups being:

Group 1: Ages 3 - 5

Group 2: Ages 6 - 8

Group 3: Ages 9 - 12

Below is the colouring page, to collect your prize please drop the completed colouring page to our office during business hours from 9am Thursday 11th March.

Competition will close on the 25th of March and all entrants will be judged on the 26th with major prize winners announced later that day, as well as be featured in the following newsletter and our social media pages.

Printed copies of the colouring page will also be available to pick up from our office.

Good luck!

EASTER COLOURING



Name:

Age:

Contact No:

COMMUNITY NOTICEBOARD

To advertise contact: communications@sanctuarylakes.com.au

*conditions apply

DOMESTIC ANIMAL MANAGEMENT PLAN *Have your say!*

Council wants to hear your feedback about what is working well and what we can do better.

Your feedback will guide our direction over the next four years.

To find out more or complete the survey by 23 April, 2021 at:

[www.theloop.wyndham.vic.gov.au/
draft-domestic-animal-management-plan](http://www.theloop.wyndham.vic.gov.au/draft-domestic-animal-management-plan)



wyndhamcity